



## Features

- 2.54 mm pitch & height
- 2 to 6 precious metal contacts
- End-to-end stackable
- Twin hot contacts (symmetrical pad layout)
- Pick & place compatible
- High cycle life

- RoHS compliant\* - see [processing information](#) for RoHS compliant surface mount components

## 70AA/Male - Modular Contact

### Materials & Finishes

Insulator.... Glass reinforced thermoplastic,  
UL 94V-0 rated, black  
Contact.....Copper alloy  
Finish  
Underplating..... 30  $\mu$ " min. Ni  
Contact Area ..... 30  $\mu$ " min. Au over Ni

### Operating Characteristics

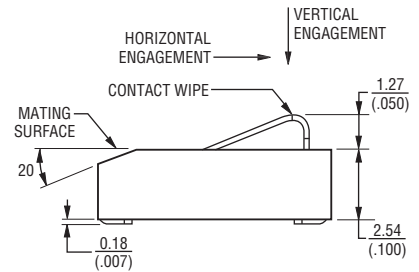
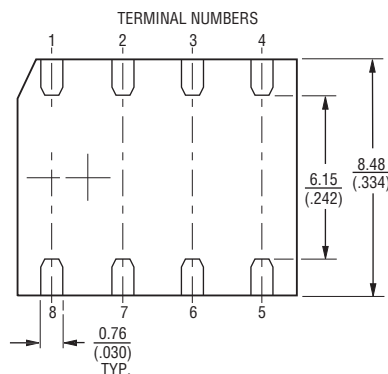
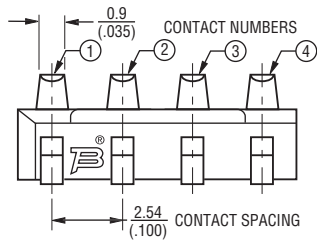
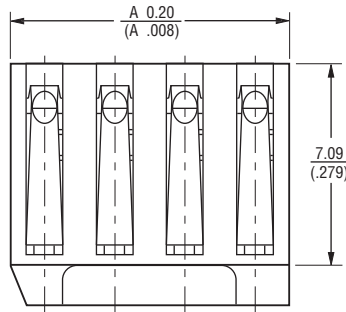
Electrical  
Current Rating..... 3 A/contact  
Voltage Rating.....60 V  
Contact Resistance..... 25 mohms max.  
Dielectric Voltage .....AC 500 V  
Insulating Resistance.. 1000 Mohms min.  
Operating Temperature  
.....-55 °C to 125 °C  
Mechanical  
Vibration.....30 G, 10-2K Hz,  
0.06 inches D.A.  
Shock..... 100 G  
Normal Force ..... 80 grams min.  
at a working height of  
0.25 mm (0.010 inches)  
Durability ..... 10,000 cycles min.

### How to Order

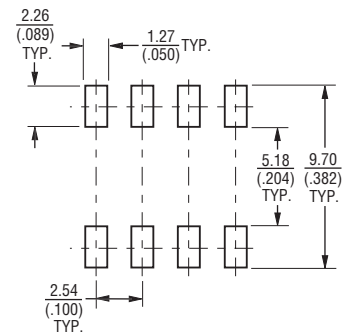
**70AA J - 4 - M 0 G**

Model \_\_\_\_\_  
Terminal Style \_\_\_\_\_  
J = SMT  
Number of Contacts (N) \_\_\_\_\_  
2 through 6  
Gender \_\_\_\_\_  
M = Male  
Options \_\_\_\_\_  
0 = Standard  
Packaging Option (MSL-1) \_\_\_\_\_  
= Tube  
G = Embossed Tape (750 pcs. per reel)

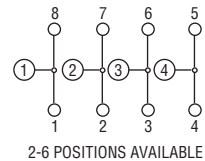
### Product Dimensions



### Recommended PWB Layout



### Electrical Schematic



Number of Contacts	Dimension A
2	5.00 (.197)
3	7.54 (.297)
4	10.20 (.397)
5	12.62 (.497)
6	15.16 (.597)

TOLERANCES:  $\pm 0.3$   
( $\pm 0.12$ ) UNLESS OTHERWISE NOTED

DIMENSIONS:  $\frac{\text{MM}}{(\text{INCHES})}$

\*RoHS Directive 2002/95/EC Jan. 27, 2003 including annex and RoHS Recast 2011/65/EU June 8, 2011.

Specifications are subject to change without notice.

The device characteristics and parameters in this data sheet can and do vary in different applications and actual device performance may vary over time.

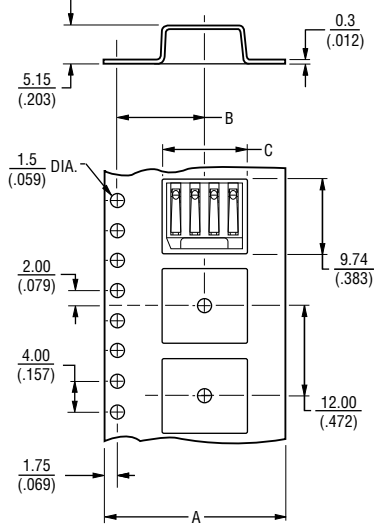
Users should verify actual device performance in their specific applications.

# 70AA/Male - Modular Contact

**BOURNS®**

## Packaging Specifications

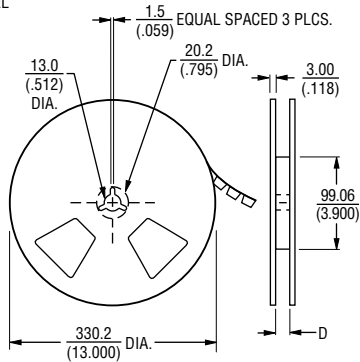
TAPE



No. of Contacts	Dimension A	Dimension B	Dimension C	Dimension D
2	16.0 (.630)	7.5 (.296)	5.64 (.222)	16.4 (.646)
3	16.0 (.630)	7.5 (.296)	8.19 (.323)	16.4 (.646)
4	24.0 (.945)	11.5 (.453)	10.4 (.409)	24.4 (.961)
5	24.0 (.945)	11.5 (.453)	12.95 (.510)	24.4 (.961)
6	24.0 (.945)	11.5 (.453)	15.5 (.610)	24.4 (.961)

DIMENSIONS:  $\frac{\text{MM}}{(\text{INCHES})}$

REEL



REV. 12/13

Specifications are subject to change without notice.  
The device characteristics and parameters in this data sheet can and do vary in different applications and actual device performance may vary over time.  
Users should verify actual device performance in their specific applications.

# Mouser Electronics

Authorized Distributor

Click to View Pricing, Inventory, Delivery & Lifecycle Information:

## Bourns:

[70AAJ-6-M0G](#) [70AAJ-4-M0G](#) [70AAJ-3-M0](#) [70ADJ-3-ML0](#) [70ADJ-6-ML1](#) [70ADJ-6-ML0](#) [70AAJ-2-M0](#) [70AAJ-6-M0](#)  
[70AAJ-5-M0](#) [70AAJ-3-M0G](#) [70AAJ-4-M0](#) [70ADJ-5-ML0](#) [70ADJ-2-ML0](#) [70AAJ-5-M0G](#)